

# UHU<sup>®</sup>

CREATE YOUR OWN

# LOONEY TUNES<sup>™</sup>

CHARACTER CUPS



LOONEY TUNES and all related characters and elements © & ™ Warner Bros. Entertainment Inc. WB SHIELD: © & ™ WB. (622)

DOWNLOAD YOUR UHU LOONEY TUNES PAPERCRAFTS  
FROM [WWW.UHU-BTS.COM](http://WWW.UHU-BTS.COM)

**UHU** - glues anything, anytime.

# CREATE YOUR LOONEY TUNES CHARACTER CUPS IN JUST A FEW STEPS

## WHAT YOU NEED:

- THREE EMPTY AND CLEAN YOGHURT CUPS
- ACRYL PAINT OR SIMILAR FOR PAINTING



PRINT OUT YOUR PAPERCRAFT ITEMS.



CUT OUT ALL ITEMS.




PAINT THE THREE CUPS IN GREY, YELLOW AND BLACK. LET DRY WELL.




STICK THE PARTS OF EACH CHARACTER ONTO THE INDIVIDUAL CUPS. GLUE BUGS' EARS AND DAFFY'S HAIR TOGETHER ON BOTH SIDES. MORE DETAIL CAN BE ADDED WITH A BLACK PEN. FOR TWEETY'S HAIR, CUT NARROW STRIPS FROM A BLACK PIECE OF PAPER.



READY!  
AN EYE-CATCHER ON EVERY WINDOW SILL OR DESK.






Pieces Tweety



Pieces Daffy Duck





Pieces Bugs Bunny

